

Schaerer Coffee Art 1-Step Series



Schaerer Coffee Art 1-Step Series



Coffee Art 1-Step



Coffee Art 1-Step wFinesteam

A Broad Array of Solutions



Coffee Art TouchIT



Coffee Art TouchIT 2Milk wFinesteam

Innovative Features

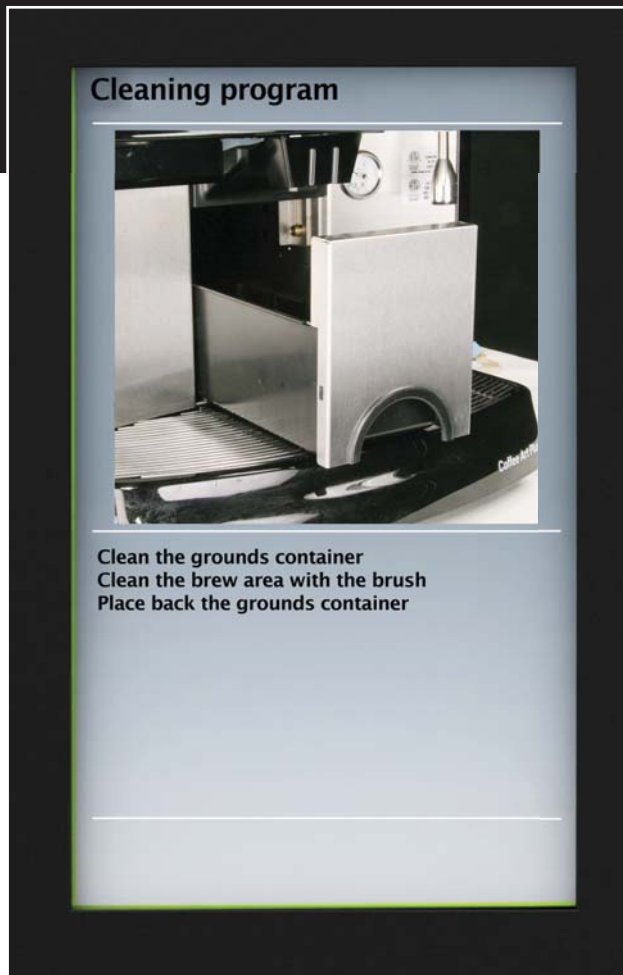


Disposable Milk Frother

Solves common performance and cleaning issues

- The typical espresso beverage in the US contains more milk than espresso. A machine's operational acceptance will depend most on its milk delivery system.
- Schaerer USA's proprietary milk system features a foamer designed for daily or weekly disposal.
- This system avoids common milk performance issues (fluctuations in milk temperature, foam quality and cup levels) preventing costly milk-related service visits.
- Automated cleaning system with minimal staff attendance.
- No measuring or adding water during cleaning; just add solution and the machine will auto fill to the correct level.
- Delivers 16oz lattes and cappuccinos in less than 30 seconds.

Innovative Features



Seamless Menu Upload

7" Touch Screen & USB Port

Menu flexibility and customized marketing display

- 7" touch screen is an easy-to-operate user panel and advertising space rolled into one.
- Beautiful crisp display for custom beverage layouts and graphics.
- Easy-to-follow animated cleaning instructions.
- USB port with onboard intelligence runs on Microsoft Windows platform and is able to read, recognize and execute file extensions for easy data transfer.
- USB stick ready.

Innovative Features



Self Serve Setup



Staff Operated Setup

User Interface


Simple and easy to use

- Self serve or staff operated setup.
- Touch screen or physical button panel allows for intuitive direct dial or combination beverage selections.
- With flexible portion control, users can customize their drink selections.



Button

Innovative Features



Two Milk Types

Compressor Fridge

Robust cooling capacity

- Accommodates two standard gallon jugs or two milk types.
- Digital temperature readout.
- Cools regardless of surrounding environment.



Finesteam Technology


Barista quality at the touch of a button

- Steam wand with proprietary air injection and auto shut-off guarantees consistent milk texture and temperature while allowing users the freedom to multitask.
- Revolutionary new PEEK steam wand material dramatically lowers the wand's surface temperature. Unlike standard stainless steel wands, milk doesn't bake onto the wand.
- Milk residue easily wipes clean, even later on after steaming. The PEEK steam wand is also much safer to touch right after steaming.
- Steams 32oz (1Ltr) of milk in 1 minute.

Nonstick PEEK material



Service Network



Peace of Mind

Centrally managed support through local service and parts

- All Schaerer machines are based on time-tested and proven technology. With over 22,000 machines installed, we have the strongest documented reliability record in our category.
- Our National Service Network with over 400 authorized service vendors covers every major metropolitan area with parts stocked locally.
- Centrally managed service dispatch and logistics departments provides the support that large national companies need.

Core Components Strategy



Service and Reliability

Proven core components from the renowned Ambiente PS carry over to the Coffee Art series

- All Schaerer equipment is based on core components that have been proven over a minimum of 10 years and are continuously enhanced to meet market needs.
- Components are mixed and matched to create models for different applications while maintaining reliability and technical integrity.
- Components can be independently activated and tested for fast troubleshooting.
- Uniformity of components allows our existing service networks to cross over and support new models with a minimal learning curve.

Schaerer Coffee Art 1-Step



	One Milk	One Milk with Finesteam	Two Milk	Two Milk wFinesteam
Model #	040390-00002EUS	040390-00005EUS	040390-00011EUS	040390-00009EUS
Category				
Self Serve	Yes	No	Yes	No
Staff Operated	Yes	Yes	Yes	Yes
Capacity/Speed				
Latte/Cappuccino	100-120 (16oz) per hr.	100-120 (16oz) per hr.	100-120 (16oz) per hr.	100-120 (16oz) per hr.
Espresso Shot	100-120 (2oz) per hr.	100-120 (2oz) per hr.	100-120 (2oz) per hr.	100-120 (2oz) per hr.
Hopper Capacity				
Regular	2.2lbs	2.2lbs	2.2lbs	2.2lbs
Decaf	2.2lbs	2.2lbs	2.2lbs	2.2lbs
Steamwand				
Finesteam	No	Yes	No	Yes
PEEK Material	N/A	Yes	N/A	Yes
Capacity	N/A	32oz under a minute	N/A	32oz under a minute
Refrigeration				
Milk Types	1	1	2	2
Capacity (Gallon Jug)	2 Gallon Jugs	2 Gallon Jugs	2 Gallon Jugs	2 Gallon Jugs
Capacity (Tank)	2.5 Gallons	2.5 Gallons	2.5 Gallons	2.5 Gallons
Cleaning				
Daily	8 minute automated cycle with cleaning solution	8 minute automated cycle with cleaning solution	8 minute automated cycle with cleaning solution	8 minute automated cycle with cleaning solution
Weekly	Disposable foamer	Disposable foamer	Disposable foamer	Disposable foamer
Technical Specs				
Electrical	208V, 30 amp, single phase	208V, 30 amp, single phase	208V, 30 amp, single phase	208V, 30 amp, single phase
Programmable Selections	38	38	38	38
User Interface	Buttons	Buttons	Buttons	Buttons
Steam Boiler	6kW	6kW	6kW	6kW
Water Boiler	3kW	3kW	3kW	3kW
Dimensions	27"(W) x 22"(D) x 30"(H)	27"(W) x 22"(D) x 30"(H)	27"(W) x 22"(D) x 30"(H)	27"(W) x 22"(D) x 30"(H)

Performance capacity indicative in nature

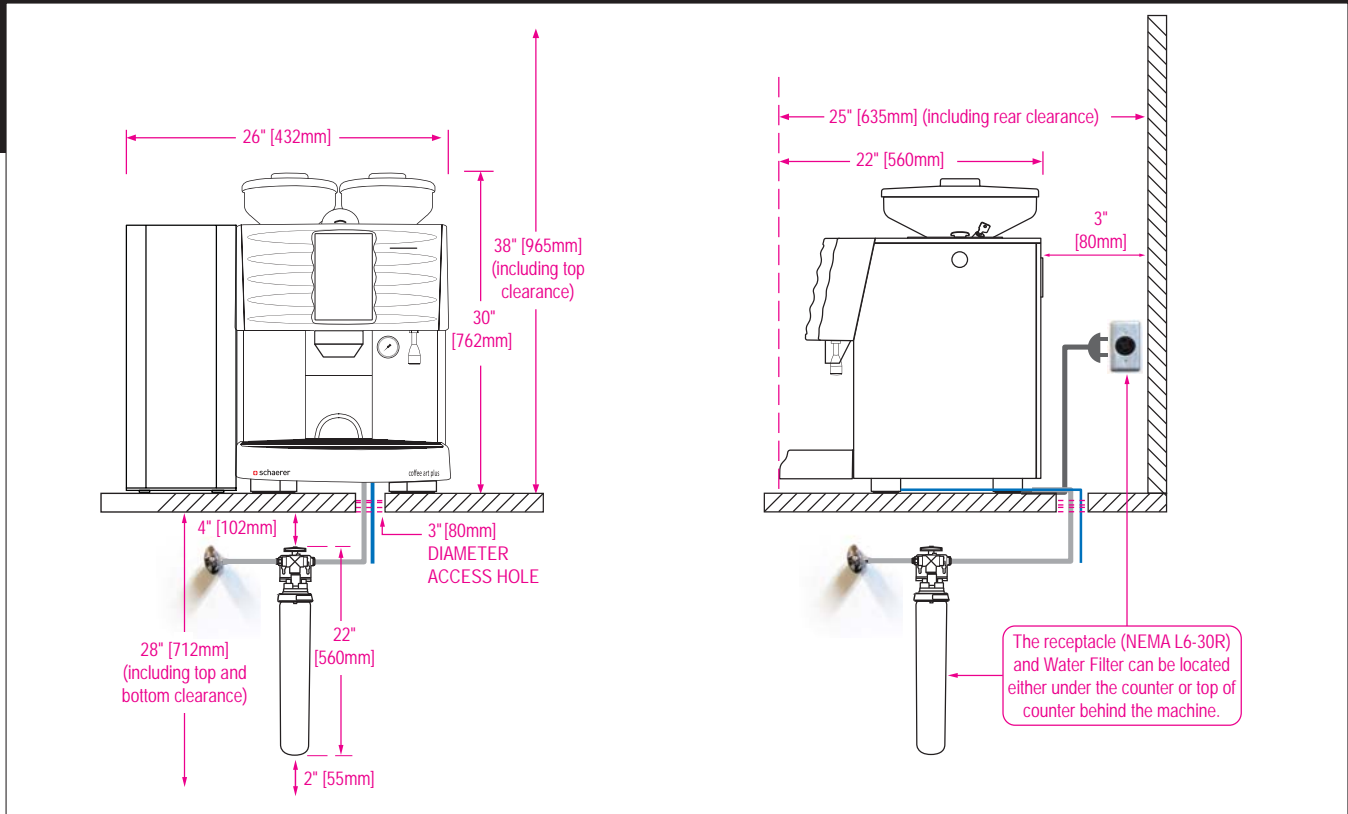
Schaerer Coffee Art TouchIT



	TouchIT One Milk	TouchIT One Milk w/Finesteam	TouchIT w/Two Milk	TouchIT w/Two Milk & Finesteam
Model #	040390-00004EUS	040390-00006EUS	040390-00012EUS	040390-00010EUS
Category				
Self Serve	Yes	No	Yes	No
Staff Operated	Yes	Yes	Yes	Yes
Capacity/Speed				
Latte/Cappuccino	100-120 (16oz) per hr.	100-120 (16oz) per hr.	100-120 (16oz) per hr.	100-120 (16oz) per hr.
Espresso Shot	100-120 (2oz) per hr.	100-120 (2oz) per hr.	100-120 (2oz) per hr.	100-120 (2oz) per hr.
Hopper Capacity				
Regular	2.2lbs	2.2lbs	2.2lbs	2.2lbs
Decaf	2.2lbs	2.2lbs	2.2lbs	2.2lbs
Steamwand				
Finesteam	No	Yes	No	Yes
PEEK Material	N/A	Yes	N/A	Yes
Capacity	N/A	32oz under a minute	N/A	32oz under a minute
Refrigeration				
Milk Types	1	1	2	2
Capacity (Gallon Jug)	2 Gallon Jugs	2 Gallon Jugs	2 Gallon Jugs	2 Gallon Jugs
Capacity (Tank)	2.5 Gallon	2.5 Gallon	2.5 Gallon	2.5 Gallon
Cleaning				
Daily	8 minute automated cycle with cleaning solution	8 minute automated cycle with cleaning solution	8 minute automated cycle with cleaning solution	8 minute automated cycle with cleaning solution
Weekly	Disposable foamer	Disposable foamer	Disposable foamer	Disposable foamer
Technical Specs				
Electrical	208V, 30 amp, single phase	208V, 30 amp, single phase	208V, 30 amp, single phase	208V, 30 amp, single phase
Programmable Selections	64	64	64	64
User Interface	7" touch screen	7" touch screen	7" touch screen	7" touch screen
Steam Boiler	6kW	6kW	6kW	6kW
Water Boiler	3kW	3kW	3kW	3kW
Dimensions	27"(W) x 22"(D) x 30"(H)	27"(W) x 22"(D) x 30"(H)	27"(W) x 22"(D) x 30"(H)	27"(W) x 22"(D) x 30"(H)


Performance capacity indicative in nature

Coffee Art 1-Step Utility Specifications



POWER, WATER SUPPLY, AND ACCESS REQUIREMENTS

	<ul style="list-style-type: none"> • Receptacle type: NEMA L6-30R • 3 Prong twist-lock • Breaker panel: 30 Amp dedicated 220V single phase circuit • Actual maximum load: 24 Amps
	<ul style="list-style-type: none"> • Access hole with collar (no sharp edges) • Located centrally under machine for water and drain hose • Diameter: Minimum 3"/80mm
	<ul style="list-style-type: none"> • Water shut-off valve with 3/8" compression fitting • Back flow preventer in accordance with local requirements
	<ul style="list-style-type: none"> • Drain pipe to floor drain • Copper or PVC in accordance with local health codes and regulations • Diameter: 1.5"/38mm or larger



The receptacle, water shut-off valve and drain pipe must be within 3 feet (36"/915mm) of the center of the location (footprint) of the machine.

Ideal under counter space for softener: 30"/765mm (minimum requirement: 26"/660mm).

Notes: Access hole is only required if any of the utility hook-ups are located under the counter.

Contact Information



Schaerer USA Corporation
2900 Orange Ave., Suite 102
Signal Hill, CA 90755
Tel.: 888.989.3004
Fax: 562.989.3075

www.schaererusa.com
info@schaererusa.com